

# JA Learning Platform (D2L) Quick Start Guide

Quick Start Guide | *For Educators and Volunteers*

This guide will help you log in and access the JA Learning Platform.  
Let's get started!

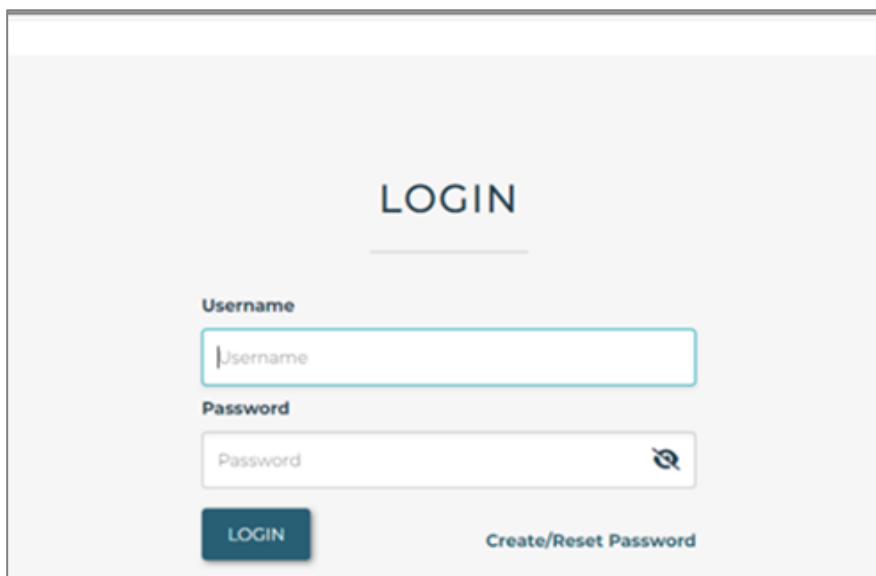
- Log in to the JA Learning Platform, page 1
- Access Course Content, page 2
- Language Settings, page 4
- Switch to Student view, page 5

## Log In to the JA Learning Platform

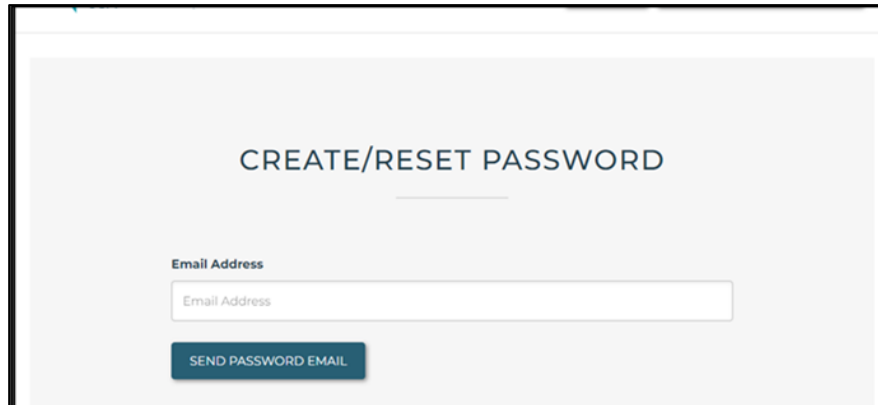
1. Open your web browser (latest version of Mozilla Firefox, Google Chrome, or Apple Safari recommended) and go to <https://learn.ja.org>.

(NOTE: Users who had login credentials on the previous JA Learning Platform (CK) will use the same login credentials as they did for CK. New users can create a new password by selecting Create/Reset Password)

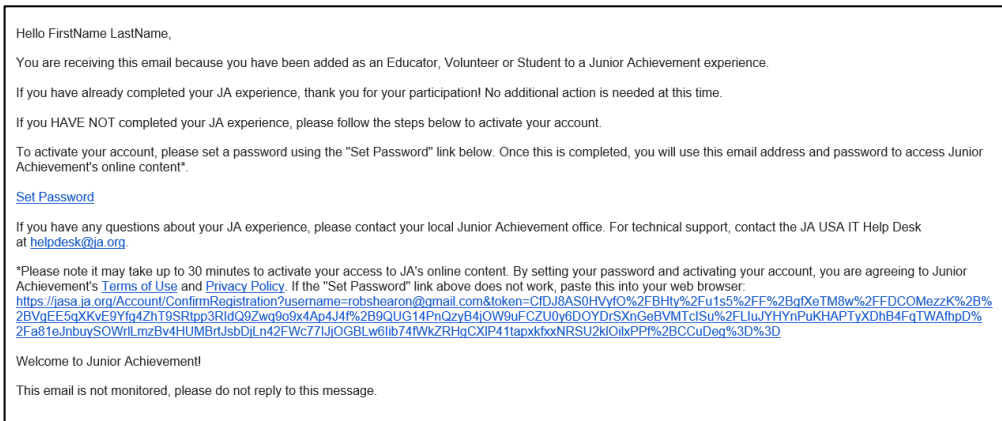
- A. Enter your email address and password and select **LOGIN**.
- B. Select **Create/Reset Password** to reset your password.

The image shows a login form titled "LOGIN" in a large, bold, sans-serif font. Below the title is a horizontal line. There are two input fields: "Username" and "Password". The "Username" field has a light blue border and a placeholder text "Username". The "Password" field has a light gray border, a placeholder text "Password", and a small eye icon on the right side. Below the "Username" field is a dark blue button with the text "LOGIN" in white. To the right of the "Password" field is a link that says "Create/Reset Password" in a smaller, blue font.

- Enter your email address and select **SEND PASSWORD EMAIL**.



- If this is your first time logging in, you will receive an email from Junior Achievement to setup your password.



Hello FirstName LastName,

You are receiving this email because you have been added as an Educator, Volunteer or Student to a Junior Achievement experience.

If you have already completed your JA experience, thank you for your participation! No additional action is needed at this time.

If you HAVE NOT completed your JA experience, please follow the steps below to activate your account.

To activate your account, please set a password using the "Set Password" link below. Once this is completed, you will use this email address and password to access Junior Achievement's online content\*.

[Set Password](#)

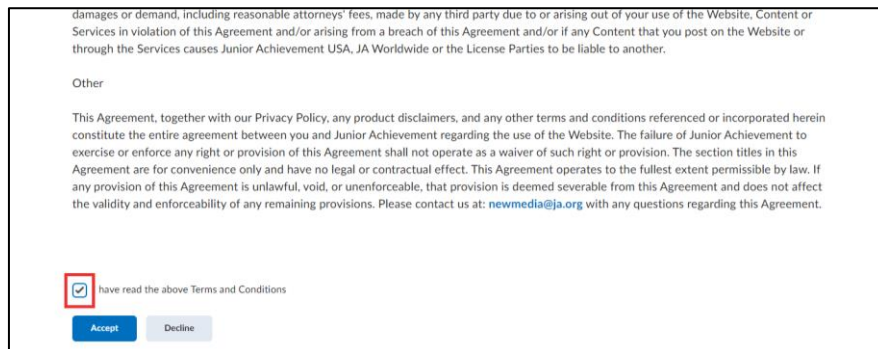
If you have any questions about your JA experience, please contact your local Junior Achievement office. For technical support, contact the JA USA IT Help Desk at [helpdesk@ja.org](mailto:helpdesk@ja.org).

\*Please note it may take up to 30 minutes to activate your access to JA's online content. By setting your password and activating your account, you are agreeing to Junior Achievement's [Terms of Use](#) and [Privacy Policy](#). If the "Set Password" link above does not work, paste this into your web browser:  
<https://jasa.ja.org/Account/ConfirmRegistration?username=robshearon@gmail.com&token=CIDJ8AS0HVtO%2FBHty%2Fu1s5%2FF%2BqfXeTM8w%2FFDCOMezzk%2B%2BVqEE5qXKvE9Ytq4ZhT9SRtpp3RldQ9Zwq9c9x4Ap4J4f%2B9QUG14PnQzyB4iOW9uFCZU0y6DOYDrSXnGeBVMtdSu%2FLuYHYnPuKHAPtyXDhB4FqTWAthpD%2Fa8TeJnbuySOwrlmzBv4HUMBrtJsbDLn42FWc77IJOGBLw6lb74fWkZRHqCXIP41t1apxkfbxNRSU2kiOibxPPf%2BCCuDeq%3D%3D>

Welcome to Junior Achievement!

This email is not monitored, please do not reply to this message.

- On the first login, review the Junior Achievement - Terms of Use and Privacy Policy. Select the **check box** to agree and select **SAVE**.



damages or demand, including reasonable attorneys' fees, made by any third party due to or arising out of your use of the Website, Content or Services in violation of this Agreement and/or arising from a breach of this Agreement and/or if any Content that you post on the Website or through the Services causes Junior Achievement USA, JA Worldwide or the License Parties to be liable to another.

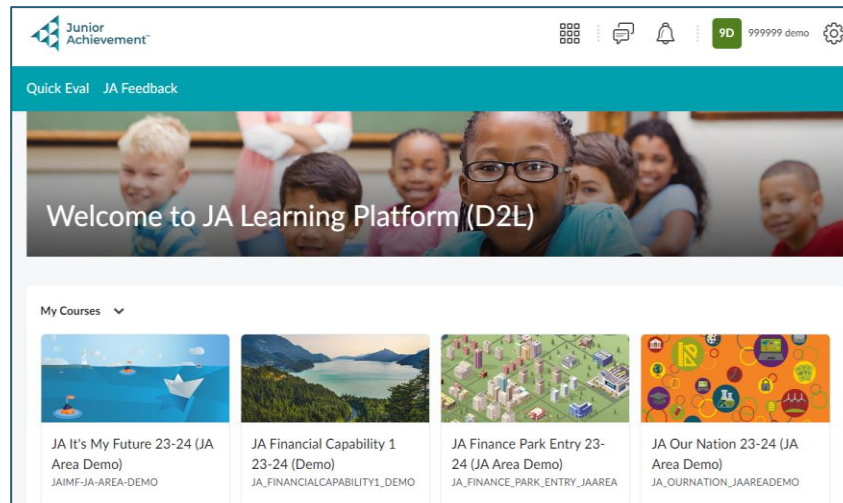
Other

This Agreement, together with our Privacy Policy, any product disclaimers, and any other terms and conditions referenced or incorporated herein constitute the entire agreement between you and Junior Achievement regarding the use of the Website. The failure of Junior Achievement to exercise or enforce any right or provision of this Agreement shall not operate as a waiver of such right or provision. The section titles in this Agreement are for convenience only and have no legal or contractual effect. This Agreement operates to the fullest extent permissible by law. If any provision of this Agreement is unlawful, void, or unenforceable, that provision is deemed severable from this Agreement and does not affect the validity and enforceability of any remaining provisions. Please contact us at: [newmedia@ja.org](mailto:newmedia@ja.org) with any questions regarding this Agreement.

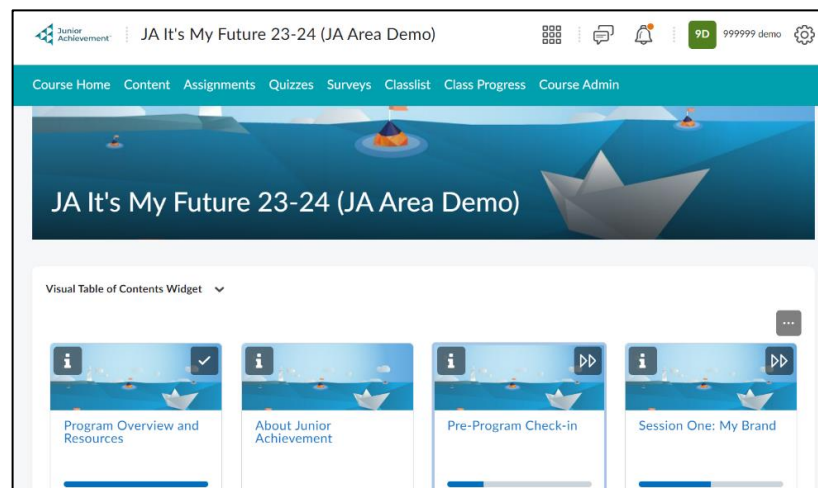
☒ I have read the above Terms and Conditions

## Access Course Content

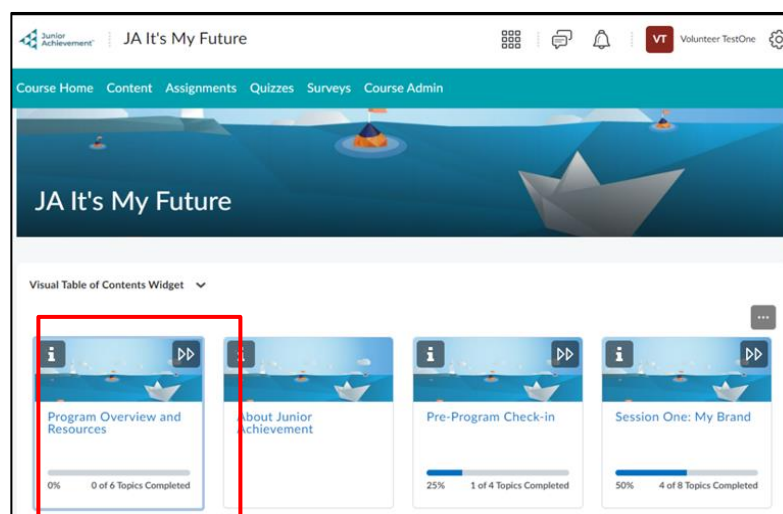
When logged into D2L, you will arrive on the D2L Homepage, if enrolled in multiple courses.



If enrolled in only 1 course, you will go directly to the Course Homepage.



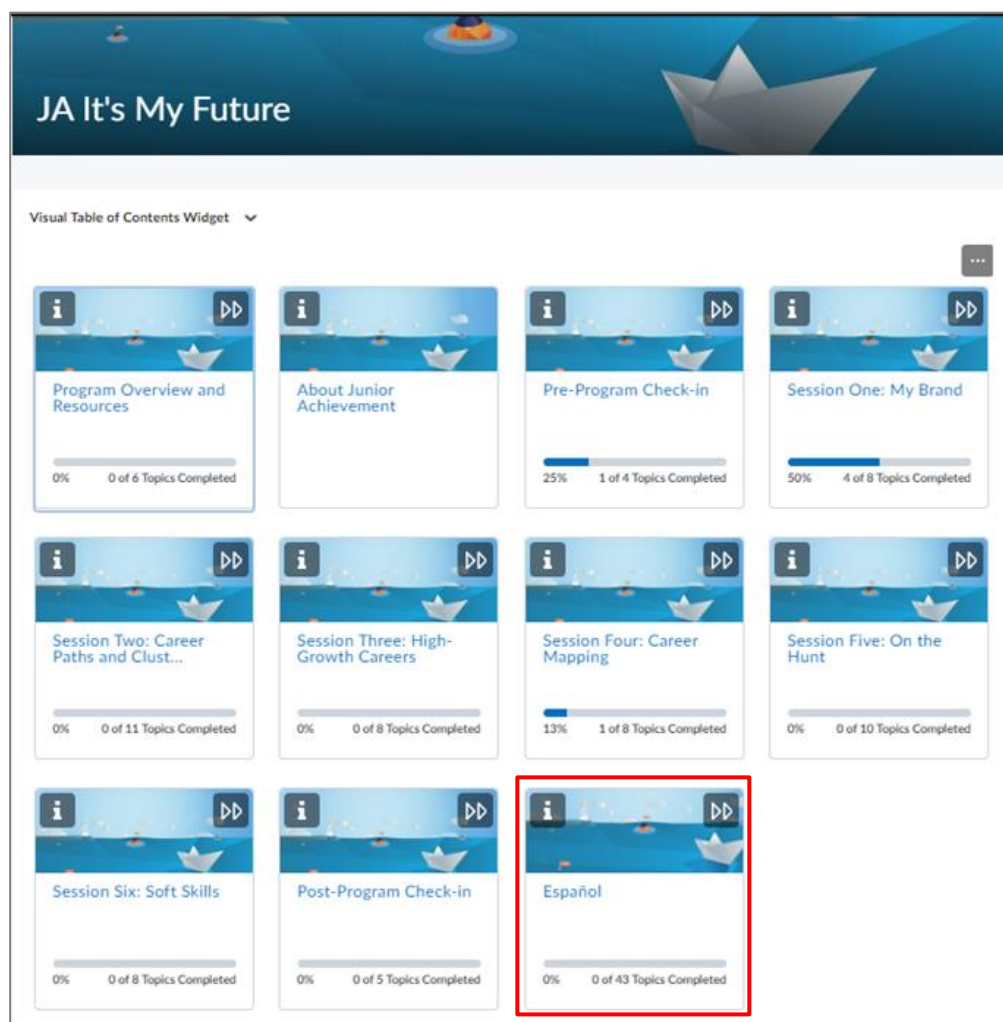
From the Course Home page, select the **module tile** you want to access in the Visual Table of Contents section.



## Language Settings | View Course Content in Spanish

Follow these steps to view the course content in Spanish:

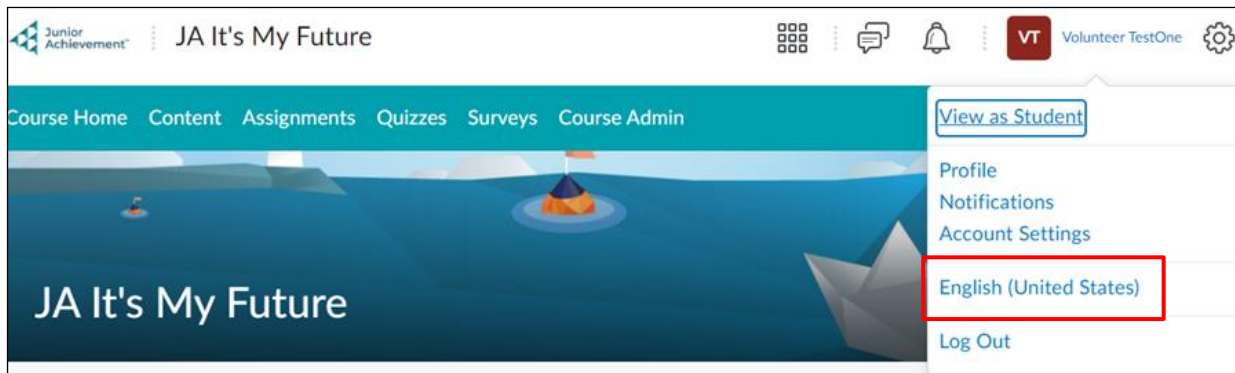
From the Course Home page, scroll to the bottom, select the **Español** module tile, in the Visual Table of Contents section, to access the course content in Spanish.



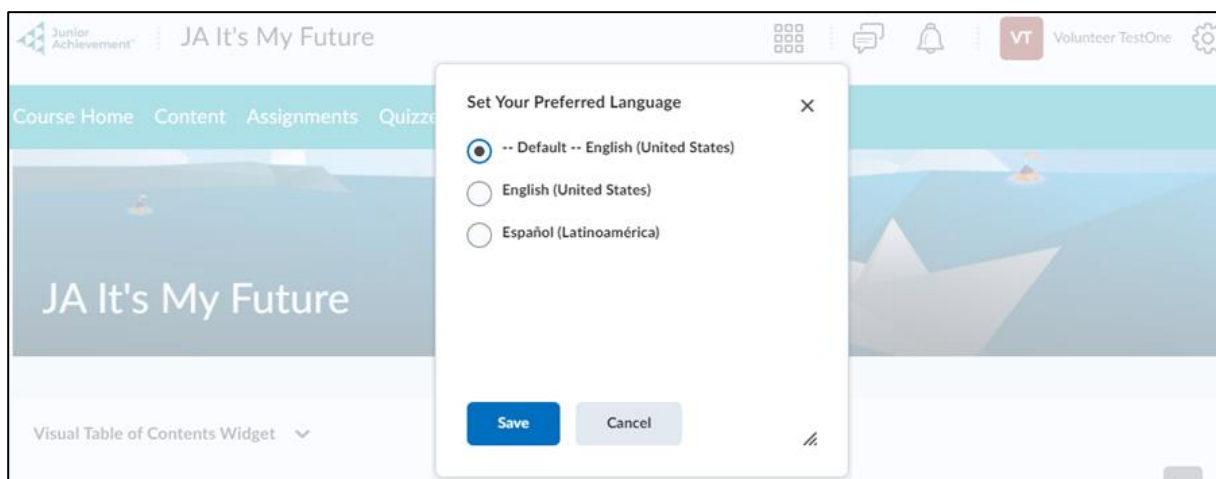
## Language Settings | View JA Connect in Spanish

Follow these steps to change your preferred language to Spanish:

1. Select your name in the top banner to open your options menu.
2. Select Account Settings.




1. Set your Preferred Language. Save.



## Switch to Student View

1. Select your name in the top banner to open your options menu.
2. Select **View as Student** from the menu options.

Note: The  Icon means the content is hidden from the Student View.



2. Select **X** to cancel Viewing as Student.

